

# Connecting at Calgary International Airport

Applies to Air Canada and Air Canada Jazz flights

## Arriving from Canada




Follow overhead signs to your next flight.

- Your checked baggage will be delivered to your final destination and will automatically be transferred by Air Canada during each connection, unless advised otherwise at check-in.



Follow overhead 'C' Gates sign Departure level.

- Proceed to U.S. Customs and **retrieve your checked baggage** at the **U.S.** baggage carousel.
- >>** Have **all documentation in hand** and ensure all applicable forms have been completed.
- Pre-clear **U.S.** Customs with your checked baggage.
- Drop off checked baggage** at the **U.S.A. and Connection Baggage** belt.
- Proceed through Passenger Pre-Board Screening.



Follow overhead signs to your next flight.

- Your checked baggage will be delivered to your final destination and will automatically be transferred by Air Canada during each connection, unless advised otherwise at check-in.


## Arriving from the U.S.A.



- Follow the **Canada Customs** signs up the escalator and along the corridor.
- Follow the corridor and take the escalator down into **Canada Customs and Immigration**.

**>>** Have **all documentation in hand** and ensure all applicable forms have been completed.

- Claim checked baggage** immediately following passport inspection.
- Clear **Canada Customs** with checked baggage.
- Exit Canada Customs and continue to the **Air Canada Connection** counters and **drop off checked baggage**.  
Follow the signage for domestic departures.
- Proceed through Passenger Pre-Board Screening and continue to your departure gate.










- Follow the **Canada Customs** signs up the escalator and along the corridor.
- Follow the corridor and take the escalator down into **Canada Customs and Immigration**.
- >>** Have **all documentation in hand** and ensure all applicable forms have been completed.
- Claim checked baggage** immediately following passport inspection.
- Clear **Canada Customs** with checked baggage.
- Exit Canada Customs and continue to the **Air Canada Connection** counters and **drop off checked baggage**.  
Follow the signage for domestic departures.
- Proceed through Passenger Pre-Board Screening and continue to your departure gate.

# Connecting at Calgary International Airport









Applies to Air Canada and Air Canada Jazz flights

## International Arrivals








### International Canada

-  Follow the **Canada Customs** signs up the escalator and along the corridor.
-  Follow the corridor and take the escalator down into **Canada Customs and Immigration**.
- >>** Have **all documentation in hand** and ensure all applicable forms have been completed.
-  **Claim checked baggage** immediately following passport inspection.
-  Clear **Canada Customs** with checked baggage.
-  Exit Canada Customs and continue to the **Air Canada Connection** counters and **drop off checked baggage**.  
Follow the  signage for domestic departures.
-  Proceed through Passenger Pre-Board Screening and continue to your departure gate.

### International U.S.A.

-  Follow the **Canada Customs** signs up the escalator and along the corridor.
- >>** Have **all documentation in hand** and ensure all applicable forms have been completed.
-  **Claim checked baggage** immediately following passport inspection.
-  Clear **Canada Customs** with checked baggage.
-  Exit the Canada Customs hall with your checked baggage and follow overhead  **'C' Gates** sign upstairs to U.S. Customs and Immigration located in concourse C.
- >>** Have **all documentation in hand** and ensure all applicable forms have been completed.
-  Clear U.S. Customs **with your checked baggage**.
-  **Drop off checked baggage** at the **U.S.A. and Connection Baggage** carousel located immediately after the U.S. Customs hall.
-  Proceed through Passenger Pre-Board Screening to your departure gate.

### International International

-  Follow the **Canada Customs** signs up the escalator and along the corridor.
-  Follow the corridor and take the escalator down into **Canada Customs and Immigration**.
- >>** Have **all documentation in hand** and ensure all applicable forms have been completed.
-  **Claim checked baggage** immediately following passport inspection.
-  Clear **Canada Customs** with checked baggage.
-  Exit Canada Customs and continue to the **Air Canada Connection** counters and **drop off checked baggage**.  
Follow the  signage for domestic departures.
-  Proceed through Passenger Pre-Board Screening and continue to your departure gate.